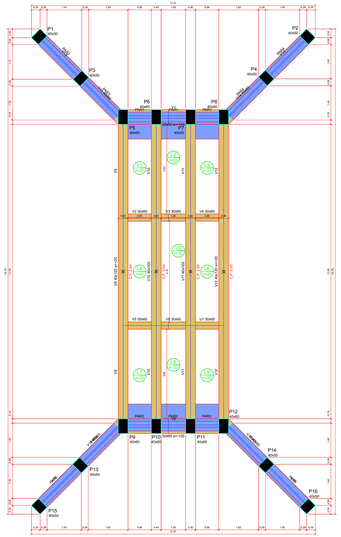

Forma do pavimento Tabuleiro
escala 1:75

Vigas			
Nome	Seção (cm)	Elevação (cm)	Nível (cm)
V1	30x60	0	650
V2	30x60	0	650
V3	30x60	0	650
V4	30x60	0	650
V5	30x60	0	650
V6	30x60	0	650
V7	30x60	0	650
V8	30x60	0	650
V9	40x120	-170	480
V10	40x100	0	650
V11	40x100	0	650
V12	40x120	0	650
V13	40x60	0	650
V14	40x60	0	650
V15	40x60	0	650
V16	40x60	0	650

Cantos				Lajes			
Nome	Tipo	Altura (cm)	Elevação (cm)	Nome	Elevação (cm)	Peso próprio (kgf/m²)
L1	Manga	22	0	L6	650	550
L2	Manga	22	0	L7	650	550
L3	Manga	22	0	L8	650	550
L4	Manga	22	0	L9	650	550
L5	Manga	22	0	L10	650	550
L6	Manga	22	0	L11	650	550
L7	Manga	22	0	L12	650	550
L8	Manga	22	0	L13	650	550
L9	Manga	22	0	L14	650	550
L10	Manga	22	0	L15	650	550
L11	Manga	22	0	L16	650	550
L12	Manga	22	0			
L13	Manga	22	0			
L14	Manga	22	0			
L15	Manga	22	0			
L16	Manga	22	0			

Características dos materiais	
fck (kgf/cm²)	Eco (kgf/cm²)
30	238750

Pilares			
Nome	Seção (cm)	Elevação (cm)	Nível (cm)
P1	40x40	0	650
P2	40x40	0	650
P3	40x40	0	650
P4	40x40	0	650
P5	40x40	0	650
P6	40x40	0	650
P7	40x40	0	650
P8	40x40	0	650
P9	40x40	30	680
P10	40x40	30	680
P11	40x40	30	680
P12	40x40	30	680
P13	40x40	0	650
P14	40x40	0	650
P15	40x40	0	650
P16	40x40	0	650

Legenda dos pilares
- Pilar que morre

Legenda das vigas e paredes
- Viga
- Parede de concreto

V1

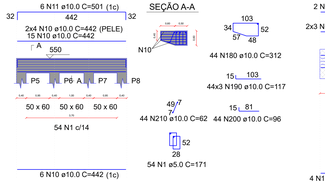

V2

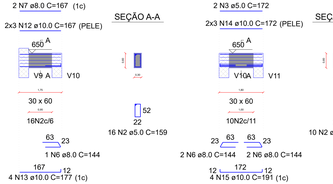

V3

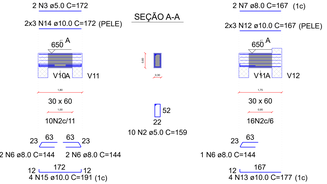

V4

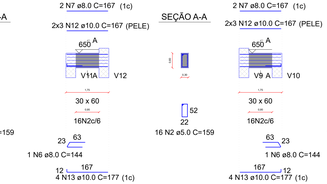

V5

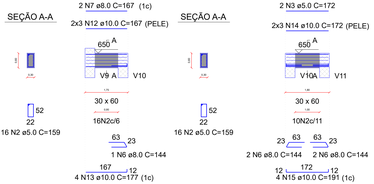

V6

V7

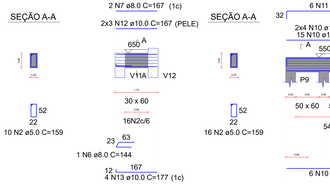

V8

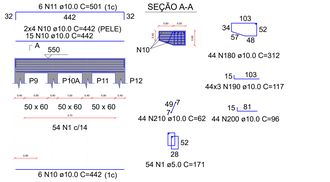

V9

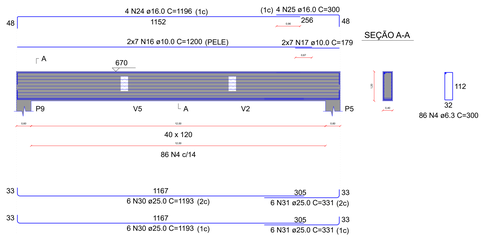

V10

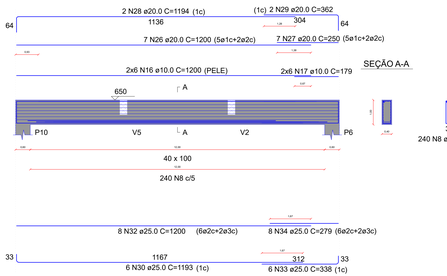

V11

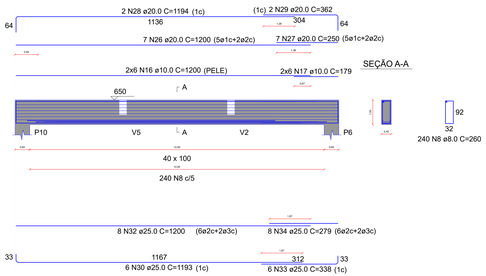

V12



V13

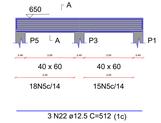

V14

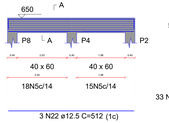

V15



V16



RELAÇÃO DO AÇO

V1	V2	V3
V4	V5	V6
V7	V8	V9
V10	V11	V12
V13	V14	V15
V16		

AÇO	N	DIAM (mm)	QUANT	C.UNIT (cm)	C.TOTAL (cm)
CA60	1	5.0	108	171	18468
	2	5.0	84	159	13356
	3	5.0	4	172	688
CA50	4	6.3	172	300	51600
	5	6.3	132	180	23760
	6	8.0	12	144	1728
	7	8.0	8	167	1336
	8	8.0	480	260	124800
	9	8.0	40	512	20480
	10	10.0	28	442	12376
	11	10.0	12	501	6012
	12	10.0	24	167	4008
	13	10.0	16	177	2832
	14	10.0	12	172	2064
	15	10.0	8	191	1528
	16	10.0	52	1200	62400
	17	10.0	52	179	9308
	18	10.0	88	312	27456
	19	10.0	264	117	30888
	20	10.0	88	96	8448
	21	10.0	44	62	2728
	22	12.5	12	512	6144
	23	12.5	12	588	7056
	24	16.0	8	1196	9568
	25	16.0	8	300	2400
	26	20.0	14	1200	16800
	27	20.0	14	250	3500
	28	20.0	4	1194	4776
	29	20.0	4	362	1448
	30	25.0	36	1193	42948
	31	25.0	24	331	7944
	32	25.0	16	1200	19200
	33	25.0	12	338	4056
	34	25.0	16	279	4464

RESUMO DO AÇO

AÇO	DIAM (mm)	C.TOTAL (m)	PESO (kg)
CA50	6.3	753.6	184.63
	8.0	1483.4	585.96
	10.0	1700.5	1049.20
	12.5	132.0	127.12
	16.0	119.7	188.86
	20.0	265.2	654.06
	25.0	786.1	3028.92
CA60	5.0	325.1	50.07
PESO TOTAL (kg)			
CA50	5818.77		
CA60	50.07		

Volume de concreto (C-30) = 18.97 m³
Área de forma = 154.39 m²

PREFEITURA MUNICIPAL DE ANITA GORIDA / RS
Projeto Básico para construção da ponte na Estrada Geral Tunas, sobre Arroio Lajeado Tunas

FRANCISCO DAVID FRIGHETTO:38685 Assinado de forma digital por FRANCISCO DAVID FRIGHETTO:38685 Dados: 2024.09.23 08:24:20 -03'00'
govbr Documento assinado digitalmente Verificação de autenticidade em https://validar.iti.gov.br

Francisco David Frighetto
Prefeito Municipal

Altos Engenharia e Projetos LTDA
CNPJ: 42.970.303/0001-87

ÁREA: 68,5(m)²	PROJETO: Vigas do tabuleiro.	PRANCHA: 04/05
DATA: 09/2024	LOCALIZAÇÃO: Estrada Linha Tunas, interior, Anita Gorida/RS	

Data / Local / Conteúdo